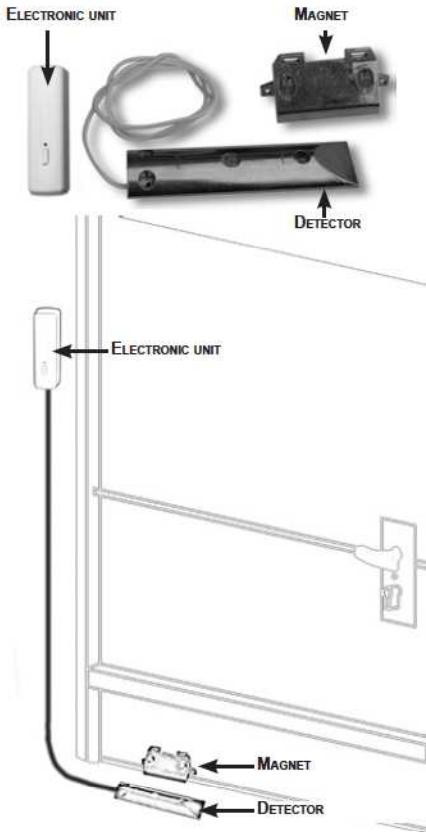



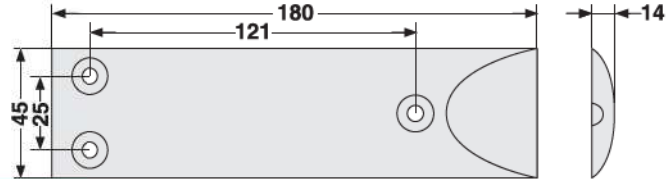
## Garage door opening detector



**1** Fit the protective sheath on the cable.

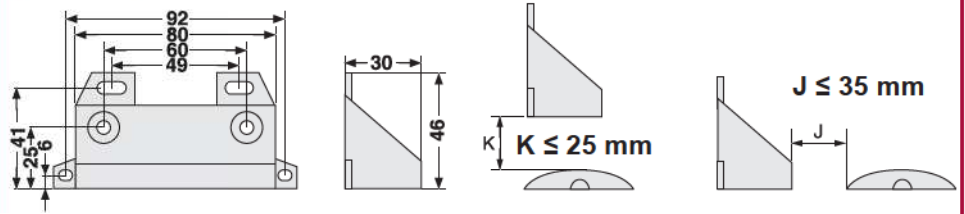


**2** Fix the detector to the floor, avoiding fixing it to any metal parts.

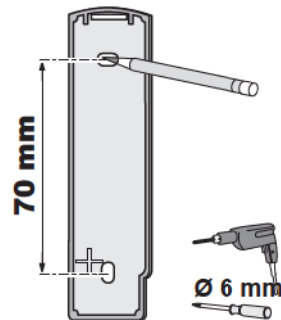


**!** The type of fixing will depend on the floor material. Use different screws if necessary.

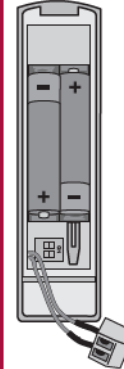
Fix the magnet to the garage door between the two floor detector markings.



**3** Fix the electronic unit to the wall and not to any metal part.



**4** Connect the detector's 2 stripped wires to the electronic unit.



**5** Close the cover.

**6**



Test the electronic unit:

Press the button on the detector:  
**BEEP**



For a 2-minute period, the indicator lights up every time the garage door is opened/closed.